

RTCWEB Working Group
Internet-Draft
Intended status: Standards Track
Expires: March 09, 2014

C. S. Perkins
University of Glasgow
M. Westerlund
Ericsson
J. Ott
Aalto University
September 05, 2013

Web Real-Time Communication (WebRTC): Media Transport and Use of RTP
draft-ietf-rtcweb-rtp-usage-09

Abstract

The Web Real-Time Communication (WebRTC) framework provides support for direct interactive rich communication using audio, video, text, collaboration, games, etc. between two peers' web-browsers. This memo describes the media transport aspects of the WebRTC framework. It specifies how the Real-time Transport Protocol (RTP) is used in the WebRTC context, and gives requirements for which RTP features, profiles, and extensions need to be supported.

Status of This Memo

This Internet-Draft is submitted in full conformance with the provisions of BCP 78 and BCP 79.

Internet-Drafts are working documents of the Internet Engineering Task Force (IETF). Note that other groups may also distribute working documents as Internet-Drafts. The list of current Internet-Drafts is at <http://datatracker.ietf.org/drafts/current/>.

Internet-Drafts are draft documents valid for a maximum of six months and may be updated, replaced, or obsoleted by other documents at any time. It is inappropriate to use Internet-Drafts as reference material or to cite them other than as "work in progress."

This Internet-Draft will expire on March 09, 2014.

Copyright Notice

Copyright (c) 2013 IETF Trust and the persons identified as the document authors. All rights reserved.

This document is subject to BCP 78 and the IETF Trust's Legal Provisions Relating to IETF Documents (<http://trustee.ietf.org/license-info>) in effect on the date of publication of this document. Please review these documents

carefully, as they describe your rights and restrictions with respect to this document. Code Components extracted from this document must include Simplified BSD License text as described in Section 4.e of the Trust Legal Provisions and are provided without warranty as described in the Simplified BSD License.

Table of Contents

1. Introduction	3
2. Rationale	4
3. Terminology	4
4. WebRTC Use of RTP: Core Protocols	5
4.1. RTP and RTCP	5
4.2. Choice of the RTP Profile	6
4.3. Choice of RTP Payload Formats	7
4.4. Use of RTP Sessions	8
4.5. RTP and RTCP Multiplexing	9
4.6. Reduced Size RTCP	10
4.7. Symmetric RTP/RTCP	10
4.8. Choice of RTP Synchronisation Source (SSRC)	10
4.9. Generation of the RTCP Canonical Name (CNAME)	11
5. WebRTC Use of RTP: Extensions	11
5.1. Conferencing Extensions	12
5.1.1. Full Intra Request (FIR)	13
5.1.2. Picture Loss Indication (PLI)	13
5.1.3. Slice Loss Indication (SLI)	13
5.1.4. Reference Picture Selection Indication (RPSI)	13
5.1.5. Temporal-Spatial Trade-off Request (TSTR)	14
5.1.6. Temporary Maximum Media Stream Bit Rate Request (TMMBR)	14
5.2. Header Extensions	14
5.2.1. Rapid Synchronisation	14
5.2.2. Client-to-Mixer Audio Level	15
5.2.3. Mixer-to-Client Audio Level	15
5.2.4. Associating RTP Media Streams and Signalling Contexts	15
6. WebRTC Use of RTP: Improving Transport Robustness	15
6.1. Negative Acknowledgements and RTP Retransmission	16
6.2. Forward Error Correction (FEC)	17
7. WebRTC Use of RTP: Rate Control and Media Adaptation	17
7.1. Boundary Conditions and Circuit Breakers	18
7.2. RTCP Limitations for Congestion Control	19
7.3. Congestion Control Interoperability and Legacy Systems	19
8. WebRTC Use of RTP: Performance Monitoring	20
9. WebRTC Use of RTP: Future Extensions	21
10. Signalling Considerations	21
11. WebRTC API Considerations	23
12. RTP Implementation Considerations	23
12.1. Configuration and Use of RTP Sessions	24

12.1.1.	Use of Multiple Media Flows Within an RTP Session	24
12.1.2.	Use of Multiple RTP Sessions	25
12.1.3.	Differentiated Treatment of Flows	30
12.2.	Source, Flow, and Participant Identification	31
12.2.1.	Media Streams	31
12.2.2.	Media Streams: SSRC Collision Detection	32
12.2.3.	Media Synchronisation Context	33
12.2.4.	Correlation of Media Streams	34
13.	Security Considerations	34
14.	IANA Considerations	34
15.	Open Issues	35
16.	Acknowledgements	35
17.	References	35
17.1.	Normative References	35
17.2.	Informative References	38
	Authors' Addresses	40

1. Introduction

The Real-time Transport Protocol (RTP) [RFC3550] provides a framework for delivery of audio and video teleconferencing data and other real-time media applications. Previous work has defined the RTP protocol, along with numerous profiles, payload formats, and other extensions. When combined with appropriate signalling, these form the basis for many teleconferencing systems.

The Web Real-Time communication (WebRTC) framework provides the protocol building blocks to support direct, interactive, real-time communication using audio, video, collaboration, games, etc., between two peers' web-browsers. This memo describes how the RTP framework is to be used in the WebRTC context. It proposes a baseline set of RTP features that are to be implemented by all WebRTC-aware endpoints, along with suggested extensions for enhanced functionality.

This memo specifies a protocol intended for use within the WebRTC framework, but is not restricted to that context. An overview of the WebRTC framework is given in [I-D.ietf-rtcweb-overview].

The structure of this memo is as follows. Section 2 outlines our rationale in preparing this memo and choosing these RTP features. Section 3 defines terminology. Requirements for core RTP protocols are described in Section 4 and suggested RTP extensions are described in Section 5. Section 6 outlines mechanisms that can increase robustness to network problems, while Section 7 describes congestion control and rate adaptation mechanisms. The discussion of mandated RTP mechanisms concludes in Section 8 with a review of performance monitoring and network management tools that can be used in the WebRTC context. Section 9 gives some guidelines for future

incorporation of other RTP and RTP Control Protocol (RTCP) extensions into this framework. Section 10 describes requirements placed on the signalling channel. Section 11 discusses the relationship between features of the RTP framework and the WebRTC application programming interface (API), and Section 12 discusses RTP implementation considerations. This memo concludes with an appendix discussing several different RTP Topologies, and how they affect the RTP session(s) and various implementation details of possible realization of central nodes.

2. Rationale

The RTP framework comprises the RTP data transfer protocol, the RTP control protocol, and numerous RTP payload formats, profiles, and extensions. This range of add-ons has allowed RTP to meet various needs that were not envisaged by the original protocol designers, and to support many new media encodings, but raises the question of what extensions are to be supported by new implementations. The development of the WebRTC framework provides an opportunity for us to review the available RTP features and extensions, and to define a common baseline feature set for all WebRTC implementations of RTP. This builds on the past 20 years development of RTP to mandate the use of extensions that have shown widespread utility, while still remaining compatible with the wide installed base of RTP implementations where possible.

Other RTP and RTCP extensions not discussed in this document can be implemented by WebRTC end-points if they are beneficial for new use cases. However, they are not necessary to address the WebRTC use cases and requirements identified to date [I-D.ietf-rtcweb-use-cases-and-requirements].

While the baseline set of RTP features and extensions defined in this memo is targeted at the requirements of the WebRTC framework, it is expected to be broadly useful for other conferencing-related uses of RTP. In particular, it is likely that this set of RTP features and extensions will be appropriate for other desktop or mobile video conferencing systems, or for room-based high-quality telepresence applications.

3. Terminology

The key words "MUST", "MUST NOT", "REQUIRED", "SHALL", "SHALL NOT", "SHOULD", "SHOULD NOT", "RECOMMENDED", "MAY", and "OPTIONAL" in this document are to be interpreted as described in [RFC2119]. The RFC 2119 interpretation of these key words applies only when written in ALL CAPS. Lower- or mixed-case uses of these key words are not to be interpreted as carrying special significance in this memo.

We define the following terms:

RTP Media Stream: A sequence of RTP packets, and associated RTCP packets, using a single synchronisation source (SSRC) that together carries part or all of the content of a specific Media Type from a specific sender source within a given RTP session.

RTP Session: As defined by [RFC3550], the endpoints belonging to the same RTP Session are those that share a single SSRC space. That is, those endpoints can see an SSRC identifier transmitted by any one of the other endpoints. An endpoint can see an SSRC either directly in RTP and RTCP packets, or as a contributing source (CSRC) in RTP packets from a mixer. The RTP Session scope is hence decided by the endpoints' network interconnection topology, in combination with RTP and RTCP forwarding strategies deployed by endpoints and any interconnecting middle nodes.

WebRTC MediaStream: The MediaStream concept defined by the W3C in the API.

Other terms are used according to their definitions from the RTP Specification [RFC3550].

4. WebRTC Use of RTP: Core Protocols

The following sections describe the core features of RTP and RTCP that need to be implemented, along with the mandated RTP profiles and payload formats. Also described are the core extensions providing essential features that all WebRTC implementations need to implement to function effectively on today's networks.

4.1. RTP and RTCP

The Real-time Transport Protocol (RTP) [RFC3550] is REQUIRED to be implemented as the media transport protocol for WebRTC. RTP itself comprises two parts: the RTP data transfer protocol, and the RTP control protocol (RTCP). RTCP is a fundamental and integral part of RTP, and MUST be implemented in all WebRTC applications.

The following RTP and RTCP features are sometimes omitted in limited functionality implementations of RTP, but are REQUIRED in all WebRTC implementations:

- o Support for use of multiple simultaneous SSRC values in a single RTP session, including support for RTP end-points that send many SSRC values simultaneously, following [RFC3550] and [I-D.ietf-avtcore-rtp-multi-stream]. Support for the RTCP optimisations for multi-SSRC sessions defined in [I-D.ietf-avtcore-rtp-multi-stream-optimisation] is RECOMMENDED.
 - * (tbd: do endpoints need to signal the maximum number of SSRCs that they support (e.g., draft-westerlund-mmusic-max-ssrc-01) and/or some constraint on the maximum number of simultaneous streams of various kinds that can be decoded?)
- o Random choice of SSRC on joining a session; collision detection and resolution for SSRC values (see also Section 4.8).
- o Support for reception of RTP data packets containing CSRC lists, as generated by RTP mixers, and RTCP packets relating to CSRCs.
- o Support for sending correct synchronization information in the RTCP Sender Reports, to allow a receiver to implement lip-sync, with RECOMMENDED support for the rapid RTP synchronisation extensions (see Section 5.2.1).
- o Support for sending and receiving RTCP SR, RR, SDES, and BYE packet types, with OPTIONAL support for other RTCP packet types; implementations MUST ignore unknown RTCP packet types.
- o Support for multiple end-points in a single RTP session, and for scaling the RTCP transmission interval according to the number of participants in the session; support for randomised RTCP transmission intervals to avoid synchronisation of RTCP reports; support for RTCP timer reconsideration.
- o Support for configuring the RTCP bandwidth as a fraction of the media bandwidth, and for configuring the fraction of the RTCP bandwidth allocated to senders, e.g., using the SDP "b=" line.

It is known that a significant number of legacy RTP implementations, especially those targeted at VoIP-only systems, do not support all of the above features, and in some cases do not support RTCP at all. Implementers are advised to consider the requirements for graceful degradation when interoperating with legacy implementations.

Other implementation considerations are discussed in Section 12.

4.2. Choice of the RTP Profile

The complete specification of RTP for a particular application domain requires the choice of an RTP Profile. For WebRTC use, the Extended Secure RTP Profile for RTCP-Based Feedback (RTP/SAVPF) [RFC5124], as extended by [RFC7007], MUST be implemented. This builds on the basic RTP/AVP profile [RFC3551], the RTP profile for RTCP-based feedback (RTP/AVPF) [RFC4585], and the secure RTP profile (RTP/SAVP) [RFC3711].

The RTCP-based feedback extensions [RFC4585] are needed for the improved RTCP timer model, that allows more flexible transmission of RTCP packets in response to events, rather than strictly according to bandwidth. This is vital for being able to report congestion events. These extensions also save RTCP bandwidth, and will commonly only use the full RTCP bandwidth allocation if there are many events that require feedback. They are also needed to make use of the RTP conferencing extensions discussed in Section 5.1.

Note: The enhanced RTCP timer model defined in the RTP/AVPF profile is backwards compatible with legacy systems that implement only the base RTP/AVP profile, given some constraints on parameter configuration such as the RTCP bandwidth value and "trr-int" (the most important factor for interworking with RTP/AVP end-points via a gateway is to set the trr-int parameter to a value representing 4 seconds).

The secure RTP profile [RFC3711] is needed to provide media encryption, integrity protection, replay protection and a limited form of source authentication. WebRTC implementations MUST NOT send packets using the basic RTP/AVP profile or the RTP/AVPF profile; they MUST employ the full RTP/SAVPF profile to protect all RTP and RTCP packets that are generated. The default and mandatory to implement transforms listed in Section 5 of [RFC3711] SHALL apply.

Implementations MUST support DTLS-SRTP [RFC5764] for key-management. Other key management schemes MAY be supported.

4.3. Choice of RTP Payload Formats

The set of mandatory to implement codecs and RTP payload formats for WebRTC is not specified in this memo. Implementations can support any codec for which an RTP payload format and associated signalling is defined. Implementation cannot assume that the other participants in an RTP session understand any RTP payload format, no matter how common; the mapping between RTP payload type numbers and specific configurations of particular RTP payload formats MUST be agreed before those payload types/formats can be used. In an SDP context, this can be done using the "a=rtpmap:" and "a=fmtp:" attributes associated with an "m=" line.

Endpoints can signal support for multiple RTP payload formats, or multiple configurations of a single RTP payload format, as long as each unique RTP payload format configuration uses a different RTP payload type number. As outlined in Section 4.8, the RTP payload type number is sometimes used to associate an RTP media stream with a signalling context. This association is possible provided unique RTP payload type numbers are used in each context. For example, an RTP media stream can be associated with an SDP "m=" line by comparing the RTP payload type numbers used by the media stream with payload types signalled in the "a=rtpmap:" lines in the media sections of the SDP. If RTP media streams are being associated with signalling contexts based on the RTP payload type, then the assignment of RTP payload type numbers MUST be unique across signalling contexts; if the same RTP payload format configuration is used in multiple contexts, then a different RTP payload type number has to be assigned in each context to ensure uniqueness. If the RTP payload type number is not being used to associated RTP media streams with a signalling context, then the same RTP payload type number can be used to indicate the exact same RTP payload format configuration in multiple contexts.

An endpoint that has signalled support for multiple RTP payload formats SHOULD accept data in any of those payload formats at any time, unless it has previously signalled limitations on its decoding capability. This requirement is constrained if several types of media (e.g., audio and video) are sent in the same RTP session. In such a case, a source (SSRC) is restricted to switching only between the RTP payload formats signalled for the type of media that is being sent by that source; see Section 4.4. To support rapid rate adaptation by changing codec, RTP does not require advance signalling for changes between RTP payload formats that were signalled during session set-up.

An RTP sender that changes between two RTP payload types that use different RTP clock rates MUST follow the recommendations in Section 4.1 of [I-D.ietf-avtext-multiple-clock-rates]. RTP receivers MUST follow the recommendations in Section 4.3 of [I-D.ietf-avtext-multiple-clock-rates], in order to support sources that switch between clock rates in an RTP session (these recommendations for receivers are backwards compatible with the case where senders use only a single clock rate).

4.4. Use of RTP Sessions

An association amongst a set of participants communicating using RTP is known as an RTP session. A participant can be involved in several RTP sessions at the same time. In a multimedia session, each type of media has typically been carried in a separate RTP session (e.g., using one RTP session for the audio, and a separate RTP session using

different transport addresses for the video). WebRTC implementations of RTP are REQUIRED to implement support for multimedia sessions in this way, separating each session using different transport-layer addresses (e.g., different UDP ports) for compatibility with legacy systems.

In modern day networks, however, with the widespread use of network address/port translators (NAT/NAPT) and firewalls, it is desirable to reduce the number of transport-layer flows used by RTP applications. This can be done by sending all the RTP media streams in a single RTP session, which will comprise a single transport-layer flow (this will prevent the use of some quality-of-service mechanisms, as discussed in Section 12.1.3). Implementations are REQUIRED to support transport of all RTP media streams, independent of media type, in a single RTP session according to

[I-D.ietf-avtcore-multi-media-rtp-session]. If multiple types of media are to be used in a single RTP session, all participants in that session MUST agree to this usage. In an SDP context, [I-D.ietf-mmusic-sdp-bundle-negotiation] can be used to signal this.

It is also possible to use a shim-based approach to run multiple RTP sessions on a single transport-layer flow. This gives advantages in some gateway scenarios, and makes it easy to distinguish groups of RTP media streams that might need distinct processing. One way of doing this is described in

[I-D.westerlund-avtcore-transport-multiplexing]. At the time of this writing, there is no consensus to use a shim-based approach in WebRTC implementations.

Further discussion about when different RTP session structures and multiplexing methods are suitable can be found in [I-D.westerlund-avtcore-multiplex-architecture].

4.5. RTP and RTCP Multiplexing

Historically, RTP and RTCP have been run on separate transport layer addresses (e.g., two UDP ports for each RTP session, one port for RTP and one port for RTCP). With the increased use of Network Address/Port Translation (NAPT) this has become problematic, since maintaining multiple NAT bindings can be costly. It also complicates firewall administration, since multiple ports need to be opened to allow RTP traffic. To reduce these costs and session set-up times, support for multiplexing RTP data packets and RTCP control packets on a single port for each RTP session is REQUIRED, as specified in [RFC5761]. For backwards compatibility, implementations are also REQUIRED to support RTP and RTCP sent on separate transport-layer addresses.

Note that the use of RTP and RTCP multiplexed onto a single transport port ensures that there is occasional traffic sent on that port, even if there is no active media traffic. This can be useful to keep NAT bindings alive, and is the recommend method for application level keep-alives of RTP sessions [RFC6263].

4.6. Reduced Size RTCP

RTCP packets are usually sent as compound RTCP packets, and [RFC3550] requires that those compound packets start with an Sender Report (SR) or Receiver Report (RR) packet. When using frequent RTCP feedback messages under the RTP/AVPF Profile [RFC4585] these statistics are not needed in every packet, and unnecessarily increase the mean RTCP packet size. This can limit the frequency at which RTCP packets can be sent within the RTCP bandwidth share.

To avoid this problem, [RFC5506] specifies how to reduce the mean RTCP message size and allow for more frequent feedback. Frequent feedback, in turn, is essential to make real-time applications quickly aware of changing network conditions, and to allow them to adapt their transmission and encoding behaviour. Support for non-compound RTCP feedback packets [RFC5506] is REQUIRED, but MUST be negotiated using the signalling channel before use. For backwards compatibility, implementations are also REQUIRED to support the use of compound RTCP feedback packets if the remote endpoint does not agree to the use of non-compound RTCP in the signalling exchange.

4.7. Symmetric RTP/RTCP

To ease traversal of NAT and firewall devices, implementations are REQUIRED to implement and use Symmetric RTP [RFC4961]. The reasons for using symmetric RTP is primarily to avoid issues with NAT and Firewalls by ensuring that the flow is actually bi-directional and thus kept alive and registered as flow the intended recipient actually wants. In addition, it saves resources, specifically ports at the end-points, but also in the network as NAT mappings or firewall state is not unnecessary bloated. Also the amount of QoS state is reduced.

4.8. Choice of RTP Synchronisation Source (SSRC)

Implementations are REQUIRED to support signalled RTP synchronisation source (SSRC) identifiers, using the "a=ssrc:" SDP attribute defined in Section 4.1 and Section 5 of [RFC5576]. Implementations MUST also support the "previous-ssrc" source attribute defined in Section 6.2 of [RFC5576]. Other per-SSRC attributes defined in [RFC5576] MAY be supported.

Use of the "a=ssrc:" attribute to signal SSRC identifiers in an RTP session is OPTIONAL. Implementations MUST be prepared to accept RTP and RTCP packets using SSRCs that have not been explicitly signalled ahead of time. Implementations MUST support random SSRC assignment, and MUST support SSRC collision detection and resolution, according to [RFC3550]. When using signalled SSRC values, collision detection MUST be performed as described in Section 5 of [RFC5576].

It is often desirable to associate an RTP media stream with a non-RTP context (e.g., to associate an RTP media stream with an "m=" line in a session description formatted using SDP). If SSRCs are signalled this is straightforward (in SDP the "a=ssrc:" line will be at the media level, allowing a direct association with an "m=" line). If SSRCs are not signalled, the RTP payload type numbers used in an RTP media stream are often sufficient to associate that media stream with a signalling context (e.g., if RTP payload type numbers are assigned as described in Section 4.3 of this memo, the RTP payload types used by an RTP media stream can be compared with values in SDP "a=rtpmap:" lines, which are at the media level in SDP, and so map to an "m=" line).

4.9. Generation of the RTCP Canonical Name (CNAME)

The RTCP Canonical Name (CNAME) provides a persistent transport-level identifier for an RTP endpoint. While the Synchronisation Source (SSRC) identifier for an RTP endpoint can change if a collision is detected, or when the RTP application is restarted, its RTCP CNAME is meant to stay unchanged, so that RTP endpoints can be uniquely identified and associated with their RTP media streams within a set of related RTP sessions. For proper functionality, each RTP endpoint needs to have a unique RTCP CNAME value.

The RTP specification [RFC3550] includes guidelines for choosing a unique RTP CNAME, but these are not sufficient in the presence of NAT devices. In addition, long-term persistent identifiers can be problematic from a privacy viewpoint. Accordingly, support for generating a short-term persistent RTCP CNAMEs following [RFC7022] is RECOMMENDED.

An WebRTC end-point MUST support reception of any CNAME that matches the syntax limitations specified by the RTP specification [RFC3550] and cannot assume that any CNAME will be chosen according to the form suggested above.

5. WebRTC Use of RTP: Extensions

There are a number of RTP extensions that are either needed to obtain full functionality, or extremely useful to improve on the baseline

performance, in the WebRTC application context. One set of these extensions is related to conferencing, while others are more generic in nature. The following subsections describe the various RTP extensions mandated or suggested for use within the WebRTC context.

5.1. Conferencing Extensions

RTP is inherently a group communication protocol. Groups can be implemented using a centralised server, multi-unicast, or using IP multicast. While IP multicast is popular in IPTV systems, overlay-based topologies dominate in interactive conferencing environments. Such overlay-based topologies typically use one or more central servers to connect end-points in a star or flat tree topology. These central servers can be implemented in a number of ways as discussed in the memo on RTP Topologies [I-D.ietf-avtcore-rtp-topologies-update].

Not all of the possible the overlay-based topologies are suitable for use in the WebRTC environment. Specifically:

- o The use of video switching MCUs makes the use of RTCP for congestion control and quality of service reports problematic (see Section 3.6.2 of [I-D.ietf-avtcore-rtp-topologies-update]).
- o The use of content modifying MCUs with RTCP termination breaks RTP loop detection, and prevents receivers from identifying active senders (see section 3.8 of [I-D.ietf-avtcore-rtp-topologies-update]).

Accordingly, only Point to Point (Topo-Point-to-Point), Multiple concurrent Point to Point (Mesh) and RTP Mixers (Topo-Mixer) topologies are needed to achieve the use-cases to be supported in WebRTC initially. These RECOMMENDED topologies are expected to be supported by all WebRTC end-points (these topologies require no special RTP-layer support in the end-point if the RTP features mandated in this memo are implemented).

The RTP extensions described in Section 5.1.1 to Section 5.1.6 are designed to be used with centralised conferencing, where an RTP middlebox (e.g., a conference bridge) receives a participant's RTP media streams and distributes them to the other participants. These extensions are not necessary for interoperability; an RTP endpoint that does not implement these extensions will work correctly, but might offer poor performance. Support for the listed extensions will greatly improve the quality of experience and, to provide a reasonable baseline quality, some these extensions are mandatory to be supported by WebRTC end-points.

The RTCP conferencing extensions are defined in Extended RTP Profile for Real-time Transport Control Protocol (RTCP)-Based Feedback (RTP/AVPF) [RFC4585] and the "Codec Control Messages in the RTP Audio-Visual Profile with Feedback (AVPF)" (CCM) [RFC5104] and are fully usable by the Secure variant of this profile (RTP/SAVPF) [RFC5124].

5.1.1. Full Intra Request (FIR)

The Full Intra Request is defined in Sections 3.5.1 and 4.3.1 of the Codec Control Messages [RFC5104]. This message is used to make the mixer request a new Intra picture from a participant in the session. This is used when switching between sources to ensure that the receivers can decode the video or other predictive media encoding with long prediction chains. WebRTC senders MUST understand and react to the FIR feedback message since it greatly improves the user experience when using centralised mixer-based conferencing; support for sending the FIR message is OPTIONAL.

5.1.2. Picture Loss Indication (PLI)

The Picture Loss Indication is defined in Section 6.3.1 of the RTP/AVPF profile [RFC4585]. It is used by a receiver to tell the sending encoder that it lost the decoder context and would like to have it repaired somehow. This is semantically different from the Full Intra Request above as there could be multiple ways to fulfil the request. WebRTC senders MUST understand and react to this feedback message as a loss tolerance mechanism; receivers MAY send PLI messages.

5.1.3. Slice Loss Indication (SLI)

The Slice Loss Indicator is defined in Section 6.3.2 of the RTP/AVPF profile [RFC4585]. It is used by a receiver to tell the encoder that it has detected the loss or corruption of one or more consecutive macro blocks, and would like to have these repaired somehow. Support for this feedback message is OPTIONAL as a loss tolerance mechanism.

5.1.4. Reference Picture Selection Indication (RPSI)

Reference Picture Selection Indication (RPSI) is defined in Section 6.3.3 of the RTP/AVPF profile [RFC4585]. Some video coding standards allow the use of older reference pictures than the most recent one for predictive coding. If such a codec is in used, and if the encoder has learned about a loss of encoder-decoder synchronisation, a known-as-correct reference picture can be used for future coding. The RPSI message allows this to be signalled. Support for RPSI messages is OPTIONAL.

5.1.5. Temporal-Spatial Trade-off Request (TSTR)

The temporal-spatial trade-off request and notification are defined in Sections 3.5.2 and 4.3.2 of [RFC5104]. This request can be used to ask the video encoder to change the trade-off it makes between temporal and spatial resolution, for example to prefer high spatial image quality but low frame rate. Support for TSTR requests and notifications is OPTIONAL.

5.1.6. Temporary Maximum Media Stream Bit Rate Request (TMMBR)

This feedback message is defined in Sections 3.5.4 and 4.2.1 of the Codec Control Messages [RFC5104]. This message and its notification message are used by a media receiver to inform the sending party that there is a current limitation on the amount of bandwidth available to this receiver. This can be various reasons for this: for example, an RTP mixer can use this message to limit the media rate of the sender being forwarded by the mixer (without doing media transcoding) to fit the bottlenecks existing towards the other session participants. WebRTC senders are REQUIRED to implement support for TMMBR messages, and MUST follow bandwidth limitations set by a TMMBR message received for their SSRC. The sending of TMMBR requests is OPTIONAL.

5.2. Header Extensions

The RTP specification [RFC3550] provides the capability to include RTP header extensions containing in-band data, but the format and semantics of the extensions are poorly specified. The use of header extensions is OPTIONAL in the WebRTC context, but if they are used, they MUST be formatted and signalled following the general mechanism for RTP header extensions defined in [RFC5285], since this gives well-defined semantics to RTP header extensions.

As noted in [RFC5285], the requirement from the RTP specification that header extensions are "designed so that the header extension may be ignored" [RFC3550] stands. To be specific, header extensions MUST only be used for data that can safely be ignored by the recipient without affecting interoperability, and MUST NOT be used when the presence of the extension has changed the form or nature of the rest of the packet in a way that is not compatible with the way the stream is signalled (e.g., as defined by the payload type). Valid examples might include metadata that is additional to the usual RTP information.

5.2.1. Rapid Synchronisation

Many RTP sessions require synchronisation between audio, video, and other content. This synchronisation is performed by receivers, using

information contained in RTCP SR packets, as described in the RTP specification [RFC3550]. This basic mechanism can be slow, however, so it is RECOMMENDED that the rapid RTP synchronisation extensions described in [RFC6051] be implemented in addition to RTCP SR-based synchronisation. The rapid synchronisation extensions use the general RTP header extension mechanism [RFC5285], which requires signalling, but are otherwise backwards compatible.

5.2.2. Client-to-Mixer Audio Level

The Client to Mixer Audio Level extension [RFC6464] is an RTP header extension used by a client to inform a mixer about the level of audio activity in the packet to which the header is attached. This enables a central node to make mixing or selection decisions without decoding or detailed inspection of the payload, reducing the complexity in some types of central RTP nodes. It can also save decoding resources in receivers, which can choose to decode only the most relevant RTP media streams based on audio activity levels.

The Client-to-Mixer Audio Level [RFC6464] extension is RECOMMENDED to be implemented. If it is implemented, it is REQUIRED that the header extensions are encrypted according to [RFC6904] since the information contained in these header extensions can be considered sensitive.

5.2.3. Mixer-to-Client Audio Level

The Mixer to Client Audio Level header extension [RFC6465] provides the client with the audio level of the different sources mixed into a common mix by a RTP mixer. This enables a user interface to indicate the relative activity level of each session participant, rather than just being included or not based on the CSRC field. This is a pure optimisation of non critical functions, and is hence OPTIONAL to implement. If it is implemented, it is REQUIRED that the header extensions are encrypted according to [RFC6904] since the information contained in these header extensions can be considered sensitive.

5.2.4. Associating RTP Media Streams and Signalling Contexts

(tbd: it seems likely that we need a mechanism to associate RTP media streams with signalling contexts. The mechanism by which this is done will likely be some combination of an RTP header extension, periodic transmission of a new RTCP SDES item, and some signalling extension. The semantics of those items are not yet settled; see draft-westerlund-avtext-rtcp-sdes-srcname, draft-ietf-mmusic-msid, and draft-even-mmusic-application-token for discussion).

6. WebRTC Use of RTP: Improving Transport Robustness

There are tools that can make RTP media streams robust against packet loss and reduce the impact of loss on media quality. However, they all add extra bits compared to a non-robust stream. The overhead of these extra bits needs to be considered, and the aggregate bit-rate MUST be rate controlled to avoid causing network congestion (see Section 7). As a result, improving robustness might require a lower base encoding quality, but has the potential to deliver that quality with fewer errors. The mechanisms described in the following subsections can be used to improve tolerance to packet loss.

6.1. Negative Acknowledgements and RTP Retransmission

As a consequence of supporting the RTP/SAVPF profile, implementations will support negative acknowledgements (NACKs) for RTP data packets [RFC4585]. This feedback can be used to inform a sender of the loss of particular RTP packets, subject to the capacity limitations of the RTCP feedback channel. A sender can use this information to optimise the user experience by adapting the media encoding to compensate for known lost packets, for example.

Senders are REQUIRED to understand the Generic NACK message defined in Section 6.2.1 of [RFC4585], but MAY choose to ignore this feedback (following Section 4.2 of [RFC4585]). Receivers MAY send NACKs for missing RTP packets; [RFC4585] provides some guidelines on when to send NACKs. It is not expected that a receiver will send a NACK for every lost RTP packet, rather it needs to consider the cost of sending NACK feedback, and the importance of the lost packet, to make an informed decision on whether it is worth telling the sender about a packet loss event.

The RTP Retransmission Payload Format [RFC4588] offers the ability to retransmit lost packets based on NACK feedback. Retransmission needs to be used with care in interactive real-time applications to ensure that the retransmitted packet arrives in time to be useful, but can be effective in environments with relatively low network RTT (an RTP sender can estimate the RTT to the receivers using the information in RTCP SR and RR packets, as described at the end of Section 6.4.1 of [RFC3550]). The use of retransmissions can also increase the forward RTP bandwidth, and can potentially worsen the problem if the packet loss was caused by network congestion. We note, however, that retransmission of an important lost packet to repair decoder state can have lower cost than sending a full intra frame. It is not appropriate to blindly retransmit RTP packets in response to a NACK. The importance of lost packets and the likelihood of them arriving in time to be useful needs to be considered before RTP retransmission is used.

Receivers are REQUIRED to implement support for RTP retransmission packets [RFC4588]. Senders MAY send RTP retransmission packets in response to NACKs if the RTP retransmission payload format has been negotiated for the session, and if the sender believes it is useful to send a retransmission of the packet(s) referenced in the NACK. An RTP sender is not expected to retransmit every NACKed packet.

6.2. Forward Error Correction (FEC)

The use of Forward Error Correction (FEC) can provide an effective protection against some degree of packet loss, at the cost of steady bandwidth overhead. There are several FEC schemes that are defined for use with RTP. Some of these schemes are specific to a particular RTP payload format, others operate across RTP packets and can be used with any payload format. It needs to be noted that using redundant encoding or FEC will lead to increased play out delay, which needs to be considered when choosing the redundancy or FEC formats and their respective parameters.

If an RTP payload format negotiated for use in a WebRTC session supports redundant transmission or FEC as a standard feature of that payload format, then that support MAY be used in the WebRTC session, subject to any appropriate signalling.

There are several block-based FEC schemes that are designed for use with RTP independent of the chosen RTP payload format. At the time of this writing there is no consensus on which, if any, of these FEC schemes is appropriate for use in the WebRTC context. Accordingly, this memo makes no recommendation on the choice of block-based FEC for WebRTC use.

7. WebRTC Use of RTP: Rate Control and Media Adaptation

WebRTC will be used in heterogeneous network environments using a variety set of link technologies, including both wired and wireless links, to interconnect potentially large groups of users around the world. As a result, the network paths between users can have widely varying one-way delays, available bit-rates, load levels, and traffic mixtures. Individual end-points can send one or more RTP media streams to each participant in a WebRTC conference, and there can be several participants. Each of these RTP media streams can contain different types of media, and the type of media, bit rate, and number of flows can be highly asymmetric. Non-RTP traffic can share the network paths RTP flows. Since the network environment is not predictable or stable, WebRTC endpoints MUST ensure that the RTP traffic they generate can adapt to match changes in the available network capacity.

The quality of experience for users of WebRTC implementation is very dependent on effective adaptation of the media to the limitations of the network. End-points have to be designed so they do not transmit significantly more data than the network path can support, except for very short time periods, otherwise high levels of network packet loss or delay spikes will occur, causing media quality degradation. The limiting factor on the capacity of the network path might be the link bandwidth, or it might be competition with other traffic on the link (this can be non-WebRTC traffic, traffic due to other WebRTC flows, or even competition with other WebRTC flows in the same session).

An effective media congestion control algorithm is therefore an essential part of the WebRTC framework. However, at the time of this writing, there is no standard congestion control algorithm that can be used for interactive media applications such as WebRTC flows. Some requirements for congestion control algorithms for WebRTC sessions are discussed in [I-D.jesup-rtp-congestion-reqs], and it is expected that a future version of this memo will mandate the use of a congestion control algorithm that satisfies these requirements.

7.1. Boundary Conditions and Circuit Breakers

In the absence of a concrete congestion control algorithm, all WebRTC implementations MUST implement the RTP circuit breaker algorithm that is in described [I-D.ietf-avtcore-rtp-circuit-breakers]. The circuit breaker defines a conservative boundary condition for safe operation, chosen such that applications that trigger the circuit breaker will almost certainly be causing severe network congestion. Any future RTP congestion control algorithms are expected to operate within the envelope allowed by the circuit breaker.

The session establishment signalling will also necessarily establish boundaries to which the media bit-rate will conform. The choice of media codecs provides upper- and lower-bounds on the supported bit-rates that the application can utilise to provide useful quality, and the packetization choices that exist. In addition, the signalling channel can establish maximum media bit-rate boundaries using the SDP "b=AS:" or "b=CT:" lines, and the RTP/AVPF Temporary Maximum Media Stream Bit Rate (TMMBR) Requests (see Section 5.1.6 of this memo). The combination of media codec choice and signalled bandwidth limits SHOULD be used to limit traffic based on known bandwidth limitations, for example the capacity of the edge links, to the extent possible.

7.2. RTCP Limitations for Congestion Control

Experience with the congestion control algorithms of TCP [RFC5681], TFRC [RFC5348], and DCCP [RFC4341], [RFC4342], [RFC4828], has shown that feedback on packet arrivals needs to be sent roughly once per round trip time. We note that the real-time media traffic might not have to adapt to changing path conditions as rapidly as needed for the elastic applications TCP was designed for, but frequent feedback is still needed to allow the congestion control algorithm to track the path dynamics.

The total RTCP bandwidth is limited in its transmission rate to a fraction of the RTP traffic (by default 5%). RTCP packets are larger than, e.g., TCP ACKs (even when non-compound RTCP packets are used). The RTP media stream bit rate thus limits the maximum feedback rate as a function of the mean RTCP packet size.

Interactive communication might not be able to afford waiting for packet losses to occur to indicate congestion, because an increase in play out delay due to queuing (most prominent in wireless networks) can easily lead to packets being dropped due to late arrival at the receiver. Therefore, more sophisticated cues might need to be reported -- to be defined in a suitable congestion control framework as noted above -- which, in turn, increase the report size again. For example, different RTCP XR report blocks (jointly) provide the necessary details to implement a variety of congestion control algorithms, but the (compound) report size grows quickly.

In group communication, the share of RTCP bandwidth needs to be shared by all group members, reducing the capacity and thus the reporting frequency per node.

Example: assuming 512 kbit/s video yields 3200 bytes/s RTCP bandwidth, split across two entities in a point-to-point session. An endpoint could thus send a report of 100 bytes about every 70ms or for every other frame in a 30 fps video.

7.3. Congestion Control Interoperability and Legacy Systems

There are legacy implementations that do not implement RTCP, and hence do not provide any congestion feedback. Congestion control cannot be performed with these end-points. WebRTC implementations that need to interwork with such end-points MUST limit their transmission to a low rate, equivalent to a VoIP call using a low bandwidth codec, that is unlikely to cause any significant congestion.

When interworking with legacy implementations that support RTCP using the RTP/AVP profile [RFC3551], congestion feedback is provided in RTCP RR packets every few seconds. Implementations that have to interwork with such end-points MUST ensure that they keep within the RTP circuit breaker [I-D.ietf-avtcore-rtp-circuit-breakers] constraints to limit the congestion they can cause.

If a legacy end-point supports RTP/AVPF, this enables negotiation of important parameters for frequent reporting, such as the "trr-int" parameter, and the possibility that the end-point supports some useful feedback format for congestion control purpose such as TMMBR [RFC5104]. Implementations that have to interwork with such end-points MUST ensure that they stay within the RTP circuit breaker [I-D.ietf-avtcore-rtp-circuit-breakers] constraints to limit the congestion they can cause, but might find that they can achieve better congestion response depending on the amount of feedback that is available.

With proprietary congestion control algorithms issues can arise when different algorithms and implementations interact in a communication session. If the different implementations have made different choices in regards to the type of adaptation, for example one sender based, and one receiver based, then one could end up in situation where one direction is dual controlled, when the other direction is not controlled. This memo cannot mandate behaviour for proprietary congestion control algorithms, but implementations that use such algorithms ought to be aware of this issue, and try to ensure that both effective congestion control is negotiated for media flowing in both directions. If the IETF were to standardise both sender- and receiver-based congestion control algorithms for WebRTC traffic in the future, the issues of interoperability, control, and ensuring that both directions of media flow are congestion controlled would also need to be considered.

8. WebRTC Use of RTP: Performance Monitoring

As described in Section 4.1, implementations are REQUIRED to generate RTCP Sender Report (SR) and Reception Report (RR) packets relating to the RTP media streams they send and receive. These RTCP reports can be used for performance monitoring purposes, since they include basic packet loss and jitter statistics.

A large number of additional performance metrics are supported by the RTCP Extended Reports (XR) framework [RFC3611]. It is not yet clear what extended metrics are appropriate for use in the WebRTC context, so implementations are not expected to generate any RTCP XR packets. However, implementations that can use detailed performance monitoring data MAY generate RTCP XR packets as appropriate; the use of such packets SHOULD be signalled in advance.

All WebRTC implementations MUST be prepared to receive RTP XR report packets, whether or not they were signalled. There is no requirement that the data contained in such reports be used, or exposed to the Javascript application, however.

9. WebRTC Use of RTP: Future Extensions

It is possible that the core set of RTP protocols and RTP extensions specified in this memo will prove insufficient for the future needs of WebRTC applications. In this case, future updates to this memo MUST be made following the Guidelines for Writers of RTP Payload Format Specifications [RFC2736] and Guidelines for Extending the RTP Control Protocol [RFC5968], and SHOULD take into account any future guidelines for extending RTP and related protocols that have been developed.

Authors of future extensions are urged to consider the wide range of environments in which RTP is used when recommending extensions, since extensions that are applicable in some scenarios can be problematic in others. Where possible, the WebRTC framework will adopt RTP extensions that are of general utility, to enable easy implementation of a gateway to other applications using RTP, rather than adopt mechanisms that are narrowly targeted at specific WebRTC use cases.

10. Signalling Considerations

RTP is built with the assumption that an external signalling channel exists, and can be used to configure RTP sessions and their features. The basic configuration of an RTP session consists of the following parameters:

RTP Profile: The name of the RTP profile to be used in session. The RTP/AVP [RFC3551] and RTP/AVPF [RFC4585] profiles can interoperate on basic level, as can their secure variants RTP/SAVP [RFC3711] and RTP/SAVPF [RFC5124]. The secure variants of the profiles do not directly interoperate with the non-secure variants, due to the presence of additional header fields for authentication in SRTP packets and cryptographic transformation of the payload. WebRTC requires the use of the RTP/SAVPF profile, and this MUST be signalled if SDP is used. Interworking functions might transform

this into the RTP/SAVP profile for a legacy use case, by indicating to the WebRTC end-point that the RTP/SAVPF is used, and limiting the usage of the "a=rtcp:" attribute to indicate a trr-int value of 4 seconds.

Transport Information: Source and destination IP address(s) and ports for RTP and RTCP MUST be signalled for each RTP session. In WebRTC these transport addresses will be provided by ICE that signals candidates and arrives at nominated candidate address pairs. If RTP and RTCP multiplexing [RFC5761] is to be used, such that a single port is used for RTP and RTCP flows, this MUST be signalled (see Section 4.5). If several RTP sessions are to be multiplexed onto a single transport layer flow, this MUST also be signalled (see Section 4.4).

RTP Payload Types, media formats, and format parameters: The mapping between media type names (and hence the RTP payload formats to be used), and the RTP payload type numbers MUST be signalled. Each media type MAY also have a number of media type parameters that MUST also be signalled to configure the codec and RTP payload format (the "a=fmtp:" line from SDP). Section 4.3 of this memo discusses requirements for uniqueness of payload types.

RTP Extensions: The RTP extensions to be used SHOULD be agreed upon, including any parameters for each respective extension. At the very least, this will help avoiding using bandwidth for features that the other end-point will ignore. But for certain mechanisms there is requirement for this to happen as interoperability failure otherwise happens.

RTCP Bandwidth: Support for exchanging RTCP Bandwidth values to the end-points will be necessary. This SHALL be done as described in "Session Description Protocol (SDP) Bandwidth Modifiers for RTP Control Protocol (RTCP) Bandwidth" [RFC3556], or something semantically equivalent. This also ensures that the end-points have a common view of the RTCP bandwidth, this is important as too different view of the bandwidths can lead to failure to interoperate.

These parameters are often expressed in SDP messages conveyed within an offer/answer exchange. RTP does not depend on SDP or on the offer/answer model, but does require all the necessary parameters to be agreed upon, and provided to the RTP implementation. We note that in the WebRTC context it will depend on the signalling model and API how these parameters need to be configured but they will be need to either set in the API or explicitly signalled between the peers.

11. WebRTC API Considerations

The WebRTC API and its media function have the concept of a WebRTC `MediaStream` that consists of zero or more tracks. A track is an individual stream of media from any type of media source like a microphone or a camera, but also conceptual sources, like a audio mix or a video composition, are possible. The tracks within a WebRTC `MediaStream` are expected to be synchronized.

A track correspond to the media received with one particular SSRC. There might be additional SSRCs associated with that SSRC, like for RTP retransmission or Forward Error Correction. However, one SSRC will identify an RTP media stream and its timing.

As a result, a WebRTC `MediaStream` is a collection of SSRCs carrying the different media included in the synchronised aggregate. Therefore, also the synchronization state associated with the included SSRCs are part of concept. It is important to consider that there can be multiple different WebRTC `MediaStreams` containing a given Track (SSRC). To avoid unnecessary duplication of media at the transport level in such cases, a need arises for a binding defining which WebRTC `MediaStreams` a given SSRC is associated with at the signalling level.

The API also needs to be capable of handling when new SSRCs are received but not previously signalled by signalling in some fashion. Note, that not all SSRCs carries media directly associated with a media source, instead they can be repair or redundancy information for one or a set of SSRCs.

A proposal for how the binding between WebRTC `MediaStreams` and SSRC can be done is specified in "Cross Session Stream Identification in the Session Description Protocol" [I-D.alvestrand-rtcweb-msid].

(tbd: This text needs to be improved and achieved consensus on. Interim meeting in June 2012 shows large differences in opinions.)

(tbd: It is an open question whether these considerations are best discussed in this draft, in the W3C WebRTC API spec, or elsewhere.

12. RTP Implementation Considerations

The following discussion provides some guidance on the implementation of the RTP features described in this memo. The focus is on a WebRTC end-point implementation perspective, and while some mention is made of the behaviour of middleboxes, that is not the focus of this memo.

12.1. Configuration and Use of RTP Sessions

A WebRTC end-point will be a simultaneous participant in one or more RTP sessions. Each RTP session can convey multiple media flows, and can include media data from multiple end-points. In the following, we outline some ways in which WebRTC end-points can configure and use RTP sessions.

12.1.1. Use of Multiple Media Flows Within an RTP Session

RTP is a group communication protocol, and in a WebRTC context every RTP session can potentially contain multiple media flows. There are several reasons why this might be desirable:

Multiple media types: Outside of WebRTC, it is common to use one RTP session for each type of media (e.g., one RTP session for audio and one for video, each sent on a different UDP port). However, to reduce the number of UDP ports used, the default in WebRTC is to send all types of media in a single RTP session, as described in Section 4.4, using RTP and RTCP multiplexing (Section 4.5) to further reduce the number of UDP ports needed. This RTP session then uses only one UDP flow, but will contain multiple RTP media streams, each containing a different type of media. A common example might be an end-point with a camera and microphone that sends two RTP streams, one video and one audio, into a single RTP session.

Multiple Capture Devices: A WebRTC end-point might have multiple cameras, microphones, or other media capture devices, and so might want to generate several RTP media streams of the same media type. Alternatively, it might want to send media from a single capture device in several different formats or quality settings at once. Both can result in a single end-point sending multiple RTP media streams of the same media type into a single RTP session at the same time.

Associated Repair Data: An end-point might send a media stream that is somehow associated with another stream. For example, it might send an RTP stream that contains FEC or retransmission data relating to another stream. Some RTP payload formats send this sort of associated repair data as part of the original media stream, while others send it as a separate stream.

Layered or Multiple Description Coding: An end-point can use a layered media codec, for example H.264 SVC, or a multiple description codec, that generates multiple media flows, each with a distinct RTP SSRC, within a single RTP session.

RTP Mixers, Translators, and Other Middleboxes: An RTP session, in the WebRTC context, is a point-to-point association between an end-point and some other peer device, where those devices share a common SSRC space. The peer device might be another WebRTC end-point, or it might be an RTP mixer, translator, or some other form of media processing middlebox. In the latter cases, the middlebox might send mixed or relayed RTP streams from several participants, that the WebRTC end-point will need to render. Thus, even though a WebRTC end-point might only be a member of a single RTP session, the peer device might be extending that RTP session to incorporate other end-points. WebRTC is a group communication environment and end-points need to be capable of receiving, decoding, and playing out multiple RTP media streams at once, even in a single RTP session.

(tbd: Are any mechanism needed to signal limitations in the number of active SSRC that an end-point can handle?)

(tbd: need to discuss signalling for the above here, preferably by referring to a separate document that describes SDP use for WebRTC)

12.1.2. Use of Multiple RTP Sessions

In addition to sending and receiving multiple media streams within a single RTP session, a WebRTC end-point might participate in multiple RTP sessions. There are several reasons why a WebRTC end-point might choose to do this:

To interoperate with legacy devices: The common practice in the non-WebRTC world is to send different types of media in separate RTP sessions, for example using one RTP session for audio and another RTP session, on a different UDP port, for video. All WebRTC end-points need to support the option of sending different types of media on different RTP sessions, so they can interwork with such legacy devices. This is discussed further in Section 4.4.

To provide enhanced quality of service: Some network-based quality of service mechanisms operate on the granularity of UDP 5-tuples. If it is desired to use these mechanisms to provide differentiated quality of service for some RTP flows, then those RTP flows need to be sent in a separate RTP session using a different UDP port number, and with appropriate quality of service marking. This is discussed further in Section 12.1.3.

To separate media with different purposes: An end-point might want to send media streams that have different purposes on different RTP sessions, to make it easy for the peer device to distinguish them. For example, some centralised multiparty conferencing

systems display the active speaker in high resolution, but show low resolution "thumbnails" of other participants. Such systems might configure the end-points to send simulcast high- and low-resolution versions of their video using separate RTP sessions, to simplify the operation of the central mixer. In the WebRTC context this appears to be most easily accomplished by establishing multiple PeerConnection all being feed the same set of WebRTC MediaStreams. Each PeerConnection is then configured to deliver a particular media quality and thus media bit-rate, and will produce an independently encoded version with the codec parameters agreed specifically in the context of that PeerConnection. The central mixer can always distinguish packets corresponding to the low- and high-resolution streams by inspecting their SSRC, RTP payload type, or some other information contained in RTP header extensions or RTCP packets, but it can be easier to distinguish the flows if they arrive on separate RTP sessions on separate UDP ports.

To directly connect with multiple peers: A multi-party conference does not need to use a central mixer. Rather, a multi-unicast mesh can be created, comprising several distinct RTP sessions, with each participant sending RTP traffic over a separate RTP session (that is, using an independent PeerConnection object) to every other participant, as shown in Figure 1. This topology has the benefit of not requiring a central mixer node that is trusted to access and manipulate the media data. The downside is that it increases the used bandwidth at each sender by requiring one copy of the RTP media streams for each participant that are part of the same session beyond the sender itself.

The multi-unicast topology could also be implemented as a single RTP session, spanning multiple peer-to-peer transport layer connections, or as several pairwise RTP sessions, one between each pair of peers. To maintain a coherent mapping between the relation between RTP sessions and PeerConnection objects we recommend that this is implemented as several individual RTP sessions. The only downside is that end-point A will not learn of the quality of any transmission happening between B and C, since it will not see RTCP reports for the RTP session between B and C, whereas it would if all three participants were part of a single RTP session. Experience with the Mbone tools (experimental RTP-based multicast conferencing tools from the late 1990s) has showed that RTCP reception quality reports for third parties can usefully be presented to the users in a way that helps them understand asymmetric network problems, and the approach of using separate RTP sessions prevents this. However, an advantage of using separate RTP sessions is that it enables using different media bit-rates and RTP session configurations between the different peers, thus not forcing B to endure the same quality reductions if

there are limitations in the transport from A to C as C will. It is believed that these advantages outweigh the limitations in debugging power.

To indirectly connect with multiple peers: A common scenario in multi-party conferencing is to create indirect connections to multiple peers, using an RTP mixer, translator, or some other type of RTP middlebox. Figure 2 outlines a simple topology that might be used in a four-person centralised conference. The middlebox acts to optimise the transmission of RTP media streams from certain perspectives, either by only sending some of the received RTP media stream to any given receiver, or by providing a combined RTP media stream out of a set of contributing streams.

There are various methods of implementation for the middlebox. If implemented as a standard RTP mixer or translator, a single RTP session will extend across the middlebox and encompass all the end-points in one multi-party session. Other types of middlebox might use separate RTP sessions between each end-point and the middlebox. A common aspect is that these central nodes can use a number of tools to control the media encoding provided by a WebRTC end-point. This includes functions like requesting breaking the encoding chain and have the encoder produce a so called Intra frame. Another is limiting the bit-rate of a given stream to better suit the mixer view of the multiple down-streams. Others are controlling the most suitable frame-rate, picture resolution, the trade-off between frame-rate and spatial quality. The middlebox gets the significant responsibility to correctly perform congestion control, source identification, manage synchronization while providing the application with suitable media optimizations. The middlebox is also has to be a trusted node when it comes to security, since it manipulates either the RTP header or the media itself (or both) received from one end-point, before sending it on towards the end-point(s), thus they need to be able to decrypt and then encrypt it before sending it out.

RTP Mixers can create a situation where an end-point experiences a situation in-between a session with only two end-points and multiple RTP sessions. Mixers are expected to not forward RTCP reports regarding RTP media streams across themselves. This is due to the difference in the RTP media streams provided to the different end-points. The original media source lacks information about a mixer's manipulations prior to sending it the different receivers. This scenario also results in that an end-point's feedback or requests goes to the mixer. When the mixer can't act on this by itself, it is forced to go to the original media source to fulfil the receivers request. This will not necessarily be explicitly visible any RTP and RTCP traffic, but the interactions and the time to complete them will indicate such dependencies.

Providing source authentication in multi-party scenarios is a challenge. In the mixer-based topologies, end-points source authentication is based on, firstly, verifying that media comes from the mixer by cryptographic verification and, secondly, trust in the mixer to correctly identify any source towards the end-point. In RTP sessions where multiple end-points are directly visible to an end-point, all end-points will have knowledge about each others' master keys, and can thus inject packets claimed to come from another end-point in the session. Any node performing relay can perform non-cryptographic mitigation by preventing forwarding of packets that have SSRC fields that came from other end-points before. For cryptographic verification of the source SRTP would require additional security mechanisms, for example TESLA for SRTP [RFC4383], that are not part of the base WebRTC standards.

To forward media between multiple peers: It might be desirable for an end-point that receives an RTP media stream to be able to forward that media stream to a third party. There are obvious security and privacy implications in this, but also potential uses. If it is to be allowed, there are two implementation strategies: either the browser can relay the flow at the RTP layer, or it transcode and forward the media at the application layer.

A relay approach will result in the RTP session be extended beyond the PeerConnection, making both the original end-point and the destination to which the media is forwarded part of the RTP session. These end-points can have different path characteristics, and hence different reception quality. Thus sender's congestion control needs to be capable of handling this. The security solution can either support mechanism that the sender informs both receivers of the key; alternatively the end-point that is forwarding the media needs to decrypt and then re-encrypt

using a new key. The relay based approach has the advantage that the forwarding end-point does not need to transcode the media, thus maintaining the quality of the encoding and reducing the computational complexity requirements. If the right security solutions are supported then the end-point that receives the forwarded media will be able to verify the authenticity of the media coming from the original sender. A downside is that the original sender is forced to take both receivers into consideration when delivering content.

The media transcoder approach is similar to having the forwarding end-point act as Mixer, terminating the RTP session, combined with a transcoder. The original sender will only see a single receiver of its media. The receiving end-point will be responsible to produce a RTP media stream suitable for onwards transmission. This might require media transcoding for congestion control purpose to produce a suitable bit-rate. Thus losing media quality in the transcoding and forcing the forwarding end-point to spend the resource on the transcoding. The media transcoding does result in a separation of the two different legs removing almost all dependencies, and allowing the forwarding end-point to optimize its media transcoding operation. It also allows forwarding without the original sender being aware of the forwarding. The cost is greatly increased computational complexity on the forwarding node.

(tbd: ought media forwarding be allowed?)

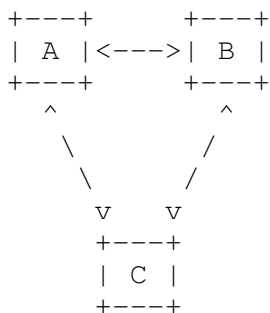
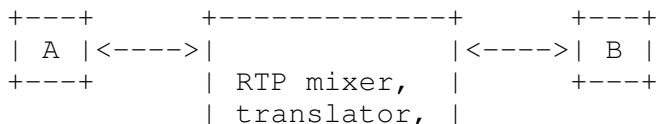


Figure 1: Multi-unicast using several RTP sessions



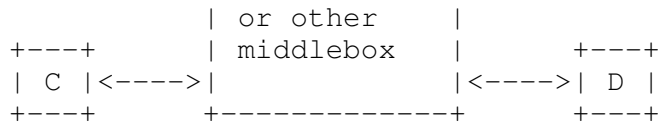


Figure 2: RTP mixer with only unicast paths

12.1.3. Differentiated Treatment of Flows

There are use cases for differentiated treatment of RTP media streams. Such differentiation can happen at several places in the system. First of all is the prioritization within the end-point sending the media, which controls, both which RTP media streams that will be sent, and their allocation of bit-rate out of the current available aggregate as determined by the congestion control.

It is expected that the WebRTC API will allow the application to indicate relative priorities for different MediaStreamTracks. These priorities can then be used to influence the local RTP processing, especially when it comes to congestion control response in how to divide the available bandwidth between the RTP flows. Any changes in relative priority will also need to be considered for RTP flows that are associated with the main RTP flows, such as RTP retransmission streams and FEC. The importance of such associated RTP traffic flows is dependent on the media type and codec used, in regards to how robust that codec is to packet loss. However, a default policy might to be to use the same priority for associated RTP flows as for the primary RTP flow.

Secondly, the network can prioritize packet flows, including RTP media streams. Typically, differential treatment includes two steps, the first being identifying whether an IP packet belongs to a class that has to be treated differently, the second the actual mechanism to prioritize packets. This is done according to three methods:

DiffServ: The end-point marks a packet with a DiffServ code point to indicate to the network that the packet belongs to a particular class.

Flow based: Packets that need to be given a particular treatment are identified using a combination of IP and port address.

Deep Packet Inspection: A network classifier (DPI) inspects the packet and tries to determine if the packet represents a particular application and type that is to be prioritized.

Flow-based differentiation will provide the same treatment to all packets within a flow, i.e., relative prioritization is not possible. Moreover, if the resources are limited it might not be possible to provide differential treatment compared to best-effort for all the flows in a WebRTC application. When flow-based differentiation is available the WebRTC application needs to know about it so that it can provide the separation of the RTP media streams onto different UDP flows to enable a more granular usage of flow based differentiation. That way at least providing different prioritization of audio and video if desired by application.

DiffServ assumes that either the end-point or a classifier can mark the packets with an appropriate DSCP so that the packets are treated according to that marking. If the end-point is to mark the traffic two requirements arise in the WebRTC context: 1) The WebRTC application or browser has to know which DSCP to use and that it can use them on some set of RTP media streams. 2) The information needs to be propagated to the operating system when transmitting the packet. These issues are discussed in DSCP and other packet markings for RTCWeb QoS [I-D.ietf-rtcweb-qos].

For packet based marking schemes it would be possible in the context to mark individual RTP packets differently based on the relative priority of the RTP payload. For example video codecs that has I,P and B pictures could prioritise any payloads carrying only B frames less, as these are less damaging to loose. But as default policy all RTP packets related to a media stream ought to be provided with the same prioritization.

It is also important to consider how RTCP packets associated with a particular RTP media flow need to be marked. RTCP compound packets with Sender Reports (SR), ought to be marked with the same priority as the RTP media flow itself, so the RTCP-based round-trip time (RTT) measurements are done using the same flow priority as the media flow experiences. RTCP compound packets containing RR packet ought to be sent with the priority used by the majority of the RTP media flows reported on. RTCP packets containing time-critical feedback packets can use higher priority to improve the timeliness and likelihood of delivery of such feedback.

12.2. Source, Flow, and Participant Identification

12.2.1. Media Streams

Each RTP media stream is identified by a unique synchronisation source (SSRC) identifier. The SSRC identifier is carried in the RTP data packets comprising a media stream, and is also used to identify that stream in the corresponding RTCP reports. The SSRC is chosen as

discussed in Section 4.8. The first stage in demultiplexing RTP and RTCP packets received at a WebRTC end-point is to separate the media streams based on their SSRC value; once that is done, additional demultiplexing steps can determine how and where to render the media.

RTP allows a mixer, or other RTP-layer middlebox, to combine media flows from multiple sources to form a new media flow. The RTP data packets in that new flow can include a Contributing Source (CSRC) list, indicating which original SSRCs contributed to the combined packet. As described in Section 4.1, implementations need to support reception of RTP data packets containing a CSRC list and RTCP packets that relate to sources present in the CSRC list. The CSRC list can change on a packet-by-packet basis, depending on the mixing operation being performed. Knowledge of what sources contributed to a particular RTP packet can be important if the user interface indicates which participants are active in the session. Changes in the CSRC list included in packets needs to be exposed to the WebRTC application using some API, if the application is to be able to track changes in session participation. It is desirable to map CSRC values back into WebRTC MediaStream identities as they cross this API, to avoid exposing the SSRC/CSRC name space to JavaScript applications.

If the mixer-to-client audio level extension [RFC6465] is being used in the session (see Section 5.2.3), the information in the CSRC list is augmented by audio level information for each contributing source. This information can usefully be exposed in the user interface.

12.2.2. Media Streams: SSRC Collision Detection

The RTP standard [RFC3550] requires any RTP implementation to have support for detecting and handling SSRC collisions, i.e., resolve the conflict when two different end-points use the same SSRC value. This requirement also applies to WebRTC end-points. There are several scenarios where SSRC collisions can occur.

In a point-to-point session where each SSRC is associated with either of the two end-points and where the main media carrying SSRC identifier will be announced in the signalling channel, a collision is less likely to occur due to the information about used SSRCs provided by Source-Specific SDP Attributes [RFC5576]. Still if both end-points start uses an new SSRC identifier prior to having signalled it to the peer and received acknowledgement on the signalling message, there can be collisions. The Source-Specific SDP Attributes [RFC5576] contains no mechanism to resolve SSRC collisions or reject a end-points usage of an SSRC.

There could also appear SSRC values that are not signalled. This is more likely than it appears as certain RTP functions need extra SSRCs

to provide functionality related to another (the "main") SSRC, for example, SSRC multiplexed RTP retransmission [RFC4588]. In those cases, an end-point can create a new SSRC that strictly doesn't need to be announced over the signalling channel to function correctly on both RTP and PeerConnection level.

The more likely case for SSRC collision is that multiple end-points in a multiparty conference create new sources and signals those towards the central server. In cases where the SSRC/CSRC are propagated between the different end-points from the central node collisions can occur.

Another scenario is when the central node manages to connect an end-point's PeerConnection to another PeerConnection the end-point already has, thus forming a loop where the end-point will receive its own traffic. While it is clearly considered a bug, it is important that the end-point is able to recognise and handle the case when it occurs. This case becomes even more problematic when media mixers, and so on, are involved, where the stream received is a different stream but still contains this client's input.

These SSRC/CSRC collisions can only be handled on RTP level as long as the same RTP session is extended across multiple PeerConnections by a RTP middlebox. To resolve the more generic case where multiple PeerConnections are interconnected, then identification of the media source(s) part of a MediaStreamTrack being propagated across multiple interconnected PeerConnection needs to be preserved across these interconnections.

12.2.3. Media Synchronisation Context

When an end-point sends media from more than one media source, it needs to consider if (and which of) these media sources are to be synchronized. In RTP/RTCP, synchronisation is provided by having a set of RTP media streams be indicated as coming from the same synchronisation context and logical end-point by using the same RTCP CNAME identifier.

The next provision is that the internal clocks of all media sources, i.e., what drives the RTP timestamp, can be correlated to a system clock that is provided in RTCP Sender Reports encoded in an NTP format. By correlating all RTP timestamps to a common system clock for all sources, the timing relation of the different RTP media streams, also across multiple RTP sessions can be derived at the receiver and, if desired, the streams can be synchronized. The requirement is for the media sender to provide the correlation information; it is up to the receiver to use it or not.

12.2.4. Correlation of Media Streams

(tbd: this need to outline the approach to mapping media streams to the signalling context defined in the unified plan)

(tbd: need to discuss correlation between associated RTP streams, for example between a media stream and its associated FEC stream)

13. Security Considerations

The overall security architecture for WebRTC is described in [I-D.ietf-rtcweb-security-arch], and security considerations for the WebRTC framework are described in [I-D.ietf-rtcweb-security]. These considerations apply to this memo also.

The security considerations of the RTP specification, the RTP/SAVPF profile, and the various RTP/RTCP extensions and RTP payload formats that form the complete protocol suite described in this memo apply. We do not believe there are any new security considerations resulting from the combination of these various protocol extensions.

The Extended Secure RTP Profile for Real-time Transport Control Protocol (RTCP)-Based Feedback [RFC5124] (RTP/SAVPF) provides handling of fundamental issues by offering confidentiality, integrity and partial source authentication. A mandatory to implement media security solution is (tbd).

RTCP packets convey a Canonical Name (CNAME) identifier that is used to associate media flows that need to be synchronised across related RTP sessions. Inappropriate choice of CNAME values can be a privacy concern, since long-term persistent CNAME identifiers can be used to track users across multiple WebRTC calls. Section 4.9 of this memo provides guidelines for generation of untraceable CNAME values that alleviate this risk.

The guidelines in [RFC6562] apply when using variable bit rate (VBR) audio codecs such as Opus (see Section 4.3 for discussion of mandated audio codecs). These guidelines in [RFC6562] also apply, but are of lesser importance, when using the client-to-mixer audio level header extensions (Section 5.2.2) or the mixer-to-client audio level header extensions (Section 5.2.3).

14. IANA Considerations

This memo makes no request of IANA.

Note to RFC Editor: this section is to be removed on publication as an RFC.

15. Open Issues

This section contains a summary of the open issues or to be done things noted in the document:

1. tbd: The API mapping to RTP level concepts has to be agreed and documented in Section 11.
2. tbd: An open question if any requirements are needed to agree and limit the number of simultaneously used media sources (SSRCs) within an RTP session. See Section 4.1.
3. tbd: The method for achieving simulcast of a media source has to be decided.
4. tbd: Possible documentation of what support for differentiated treatment that are needed on RTP level as the API and the network level specification matures as discussed in Section 12.1.3.

16. Acknowledgements

The authors would like to thank Harald Alvestrand, Cary Bran, Charles Eckel, Cullen Jennings, Bernard Aboba, and the other members of the IETF RTCWEB working group for their valuable feedback.

17. References

17.1. Normative References

[I-D.ietf-avtcore-multi-media-rtp-session]

Westerlund, M., Perkins, C., and J. Lennox, "Sending Multiple Types of Media in a Single RTP Session", draft-ietf-avtcore-multi-media-rtp-session-03 (work in progress), July 2013.

[I-D.ietf-avtcore-rtp-circuit-breakers]

Perkins, C. and V. Singh, "Multimedia Congestion Control: Circuit Breakers for Unicast RTP Sessions", draft-ietf-avtcore-rtp-circuit-breakers-03 (work in progress), July 2013.

[I-D.ietf-avtcore-rtp-multi-stream-optimisation]

Lennox, J., Westerlund, M., Wu, Q., and C. Perkins, "Sending Multiple Media Streams in a Single RTP Session: Grouping RTCP Reception Statistics and Other Feedback ", draft-ietf-avtcore-rtp-multi-stream-optimisation-00 (work in progress), July 2013.

- [I-D.ietf-avtcore-rtp-multi-stream]
Lennox, J., Westerlund, M., Wu, W., and C. Perkins,
"Sending Multiple Media Streams in a Single RTP Session",
draft-ietf-avtcore-rtp-multi-stream-01 (work in progress),
July 2013.
- [I-D.ietf-avtext-multiple-clock-rates]
Petit-Huguenin, M. and G. Zorn, "Support for Multiple
Clock Rates in an RTP Session", draft-ietf-avtext-
multiple-clock-rates-09 (work in progress), April 2013.
- [I-D.ietf-mmusic-sdp-bundle-negotiation]
Holmberg, C., Alvestrand, H., and C. Jennings,
"Multiplexing Negotiation Using Session Description
Protocol (SDP) Port Numbers", draft-ietf-mmusic-sdp-
bundle-negotiation-04 (work in progress), June 2013.
- [I-D.ietf-rtcweb-security-arch]
Rescorla, E., "WebRTC Security Architecture", draft-ietf-
rtcweb-security-arch-07 (work in progress), July 2013.
- [I-D.ietf-rtcweb-security]
Rescorla, E., "Security Considerations for WebRTC", draft-
ietf-rtcweb-security-05 (work in progress), July 2013.
- [RFC2119] Bradner, S., "Key words for use in RFCs to Indicate
Requirement Levels", BCP 14, RFC 2119, March 1997.
- [RFC2736] Handley, M. and C. Perkins, "Guidelines for Writers of RTP
Payload Format Specifications", BCP 36, RFC 2736, December
1999.
- [RFC3550] Schulzrinne, H., Casner, S., Frederick, R., and V.
Jacobson, "RTP: A Transport Protocol for Real-Time
Applications", STD 64, RFC 3550, July 2003.
- [RFC3551] Schulzrinne, H. and S. Casner, "RTP Profile for Audio and
Video Conferences with Minimal Control", STD 65, RFC 3551,
July 2003.
- [RFC3556] Casner, S., "Session Description Protocol (SDP) Bandwidth
Modifiers for RTP Control Protocol (RTCP) Bandwidth", RFC
3556, July 2003.
- [RFC3711] Baugher, M., McGrew, D., Naslund, M., Carrara, E., and K.
Norrman, "The Secure Real-time Transport Protocol (SRTP)",
RFC 3711, March 2004.

- [RFC4585] Ott, J., Wenger, S., Sato, N., Burmeister, C., and J. Rey, "Extended RTP Profile for Real-time Transport Control Protocol (RTCP)-Based Feedback (RTP/AVPF)", RFC 4585, July 2006.
- [RFC4588] Rey, J., Leon, D., Miyazaki, A., Varsa, V., and R. Hakenberg, "RTP Retransmission Payload Format", RFC 4588, July 2006.
- [RFC4961] Wing, D., "Symmetric RTP / RTP Control Protocol (RTCP)", BCP 131, RFC 4961, July 2007.
- [RFC5104] Wenger, S., Chandra, U., Westerlund, M., and B. Burman, "Codec Control Messages in the RTP Audio-Visual Profile with Feedback (AVPF)", RFC 5104, February 2008.
- [RFC5124] Ott, J. and E. Carrara, "Extended Secure RTP Profile for Real-time Transport Control Protocol (RTCP)-Based Feedback (RTP/SAVPF)", RFC 5124, February 2008.
- [RFC5285] Singer, D. and H. Desineni, "A General Mechanism for RTP Header Extensions", RFC 5285, July 2008.
- [RFC5506] Johansson, I. and M. Westerlund, "Support for Reduced-Size Real-Time Transport Control Protocol (RTCP): Opportunities and Consequences", RFC 5506, April 2009.
- [RFC5761] Perkins, C. and M. Westerlund, "Multiplexing RTP Data and Control Packets on a Single Port", RFC 5761, April 2010.
- [RFC5764] McGrew, D. and E. Rescorla, "Datagram Transport Layer Security (DTLS) Extension to Establish Keys for the Secure Real-time Transport Protocol (SRTP)", RFC 5764, May 2010.
- [RFC6051] Perkins, C. and T. Schierl, "Rapid Synchronisation of RTP Flows", RFC 6051, November 2010.
- [RFC6464] Lennox, J., Iovov, E., and E. Marocco, "A Real-time Transport Protocol (RTP) Header Extension for Client-to-Mixer Audio Level Indication", RFC 6464, December 2011.
- [RFC6465] Iovov, E., Marocco, E., and J. Lennox, "A Real-time Transport Protocol (RTP) Header Extension for Mixer-to-Client Audio Level Indication", RFC 6465, December 2011.
- [RFC6562] Perkins, C. and JM. Valin, "Guidelines for the Use of Variable Bit Rate Audio with Secure RTP", RFC 6562, March 2012.

- [RFC6904] Lennox, J., "Encryption of Header Extensions in the Secure Real-time Transport Protocol (SRTP)", RFC 6904, April 2013.
- [RFC7007] Terriberry, T., "Update to Remove DVI4 from the Recommended Codecs for the RTP Profile for Audio and Video Conferences with Minimal Control (RTP/AVP)", RFC 7007, August 2013.
- [RFC7022] Begen, A., Perkins, C., Wing, D., and E. Rescorla, "Guidelines for Choosing RTP Control Protocol (RTCP) Canonical Names (CNAMEs)", RFC 7022, September 2013.

17.2. Informative References

- [I-D.alvestrand-rtcweb-msid]
Alvestrand, H., "Cross Session Stream Identification in the Session Description Protocol", draft-alvestrand-rtcweb-msid-02 (work in progress), May 2012.
- [I-D.ietf-avt-srtp-ekt]
Wing, D., McGrew, D., and K. Fischer, "Encrypted Key Transport for Secure RTP", draft-ietf-avt-srtp-ekt-03 (work in progress), October 2011.
- [I-D.ietf-avtcore-rtp-topologies-update]
Westerlund, M. and S. Wenger, "RTP Topologies", draft-ietf-avtcore-rtp-topologies-update-00 (work in progress), April 2013.
- [I-D.ietf-rtcweb-overview]
Alvestrand, H., "Overview: Real Time Protocols for Browser-based Applications", draft-ietf-rtcweb-overview-08 (work in progress), September 2013.
- [I-D.ietf-rtcweb-qos]
Dhesikan, S., Druta, D., Jones, P., and J. Polk, "DSCP and other packet markings for RTCWeb QoS", draft-ietf-rtcweb-qos-00 (work in progress), October 2012.
- [I-D.ietf-rtcweb-use-cases-and-requirements]
Holmberg, C., Hakansson, S., and G. Eriksson, "Web Real-Time Communication Use-cases and Requirements", draft-ietf-rtcweb-use-cases-and-requirements-11 (work in progress), June 2013.
- [I-D.jesup-rtp-congestion-reqs]

Jesup, R. and H. Alvestrand, "Congestion Control Requirements For Real Time Media", draft-jesup-rtp-congestion-reqs-00 (work in progress), March 2012.

- [I-D.westerlund-avtcore-multiplex-architecture]
Westerlund, M., Perkins, C., and H. Alvestrand,
"Guidelines for using the Multiplexing Features of RTP",
draft-westerlund-avtcore-multiplex-architecture-03 (work
in progress), February 2013.
- [I-D.westerlund-avtcore-transport-multiplexing]
Westerlund, M. and C. Perkins, "Multiple RTP Sessions on a
Single Lower-Layer Transport", draft-westerlund-avtcore-
transport-multiplexing-06 (work in progress), August 2013.
- [RFC3611] Friedman, T., Caceres, R., and A. Clark, "RTP Control
Protocol Extended Reports (RTCP XR)", RFC 3611, November
2003.
- [RFC4341] Floyd, S. and E. Kohler, "Profile for Datagram Congestion
Control Protocol (DCCP) Congestion Control ID 2: TCP-like
Congestion Control", RFC 4341, March 2006.
- [RFC4342] Floyd, S., Kohler, E., and J. Padhye, "Profile for
Datagram Congestion Control Protocol (DCCP) Congestion
Control ID 3: TCP-Friendly Rate Control (TFRC)", RFC 4342,
March 2006.
- [RFC4383] Baugher, M. and E. Carrara, "The Use of Timed Efficient
Stream Loss-Tolerant Authentication (TESLA) in the Secure
Real-time Transport Protocol (SRTP)", RFC 4383, February
2006.
- [RFC4828] Floyd, S. and E. Kohler, "TCP Friendly Rate Control
(TFRC): The Small-Packet (SP) Variant", RFC 4828, April
2007.
- [RFC5348] Floyd, S., Handley, M., Padhye, J., and J. Widmer, "TCP
Friendly Rate Control (TFRC): Protocol Specification", RFC
5348, September 2008.
- [RFC5576] Lennox, J., Ott, J., and T. Schierl, "Source-Specific
Media Attributes in the Session Description Protocol
(SDP)", RFC 5576, June 2009.
- [RFC5681] Allman, M., Paxson, V., and E. Blanton, "TCP Congestion
Control", RFC 5681, September 2009.

- [RFC5968] Ott, J. and C. Perkins, "Guidelines for Extending the RTP Control Protocol (RTCP)", RFC 5968, September 2010.
- [RFC6263] Marjou, X. and A. Sollaud, "Application Mechanism for Keeping Alive the NAT Mappings Associated with RTP / RTP Control Protocol (RTCP) Flows", RFC 6263, June 2011.

Authors' Addresses

Colin Perkins
University of Glasgow
School of Computing Science
Glasgow G12 8QQ
United Kingdom

Email: csp@csperkins.org

Magnus Westerlund
Ericsson
Farogatan 6
SE-164 80 Kista
Sweden

Phone: +46 10 714 82 87
Email: magnus.westerlund@ericsson.com

Joerg Ott
Aalto University
School of Electrical Engineering
Espoo 02150
Finland

Email: jorg.ott@aalto.fi